



**YOUR HANDY GUIDE TO**

**THE**

**WILD WISDOM**

**BIOBLITZ**

**10<sup>th</sup> July - 5<sup>th</sup> September 2025**

**Get ready to buzz into nature!**

**This guide covers everything you need for the Wild Wisdom Bioblitz.**

**Learn how to set up iNaturalist, follow the rules, make amazing observations, and earn your school +10 bonus points.**





## WHAT'S INSIDE...

<b>1</b>	What is the Wild Wisdom Bioblitz?	<b>1</b>
<b>2</b>	Why Participate and Important Dates	<b>2</b>
<b>3</b>	Rules and Rubrics	<b>3</b>
<b>4</b>	Step-by-Step: What You Need To Do	<b>4</b>
<b>5</b>	Tips for Making Your Bioblitz Smoother	<b>7</b>
<b>6</b>	Frequently Asked Questions (FAQs)	<b>8</b>



## WHAT IS THE WILD WISDOM BIOBLITZ?

The Wild Wisdom Bioblitz 2025 is a fun, optional activity for schools in the Wild Wisdom Global Challenge. Head outdoors with your team to spot **insects, birds, and trees**. Take photos or record sounds. Then upload your discoveries to iNaturalist. We think you'll find it *un-bee-lievably* exciting!

The cherry on top? Completing this activity comes with a bonus for your school's quiz score! Plus, you get to explore biodiversity as a team.

### BEFORE YOU READ ON...

A bioblitz is an activity where you head outdoors and try to spot as many plants and animals as you can within a set time. You take photos or record sounds, called observations. Then you upload them to platforms like iNaturalist, where people post their discoveries. This makes you a citizen scientist for biodiversity! You explore, observe, and share nature's wonders while helping science and connecting with fellow nature lovers.



## WHY PARTICIPATE?

At the **city-level Wild Wisdom quiz**, all teams first face an elimination round. The top 5 teams advance to the final city quiz.

If your school completed the Bioblitz AND your team reaches the top 5, you'll start the final quiz with +10 bonus points already on your score!

## IMPORTANT DATES AND WHO CAN JOIN

**START:**  
**10<sup>TH</sup> JUL 2025**

**END:**  
**5<sup>TH</sup> SEP 2025**

Any school registered for the Wild Wisdom Global Challenge 2025 can join. The activity is optional and fully voluntary.





# RULES AND RUBRICS

## MINIMUM REQUIREMENTS FOR YOUR SCHOOL

- **Create one iNaturalist account** using your school's name
- Have at least **5 students participate**
- Upload **30+ original observations**
- Focus on **insects, birds, or trees** only
- Make all observations between **10th July and 5th September 2025**
- Include **clear photos/sounds, dates, and locations** for each observation
- Take photos of your team doing the activity outdoors

## WHAT WE WILL CHECK

We will check that your school:

- Uploaded at least 30 observations
- Made all observations within Bioblitz dates
- Has no duplicate uploads
- Included clear photos/sounds, dates, locations, and basic IDs
- Had at least 5 students participate
- Showed variety across insects, birds, and trees



## STEP-BY-STEP: WHAT YOU NEED TO DO

### STEP 1

### CREATE YOUR SCHOOL'S INATURALIST ACCOUNT

You only need one account for your school. The teacher-in-charge can make it on [www.inaturalist.org](http://www.inaturalist.org) or the mobile app. Use only your school's name as the username.

**Need Help?** Here's how to sign up for an iNaturalist account.

<https://help.inaturalist.org/en/support/solutions/articles/151000195690-how-to-sign-up-for-an-inaturalist-account>

### STEP 2

### FILL OUT THE BIOBLITZ FORM

Once your account is ready, fill in the official form with your school's iNaturalist username. That way, we can add your school to your state's project.

**Need Help?** Here's the Google Form you need to fill.

<https://forms.gle/EyHJMGi4EC72wzav8>

### STEP 3

### GATHER A STUDENT TEAM

At least 5 students need to take part for the activity to count!



# STEP-BY-STEP: WHAT YOU NEED TO DO

## STEP 4

## HEAD OUTSIDE AND MAKE OBSERVATIONS

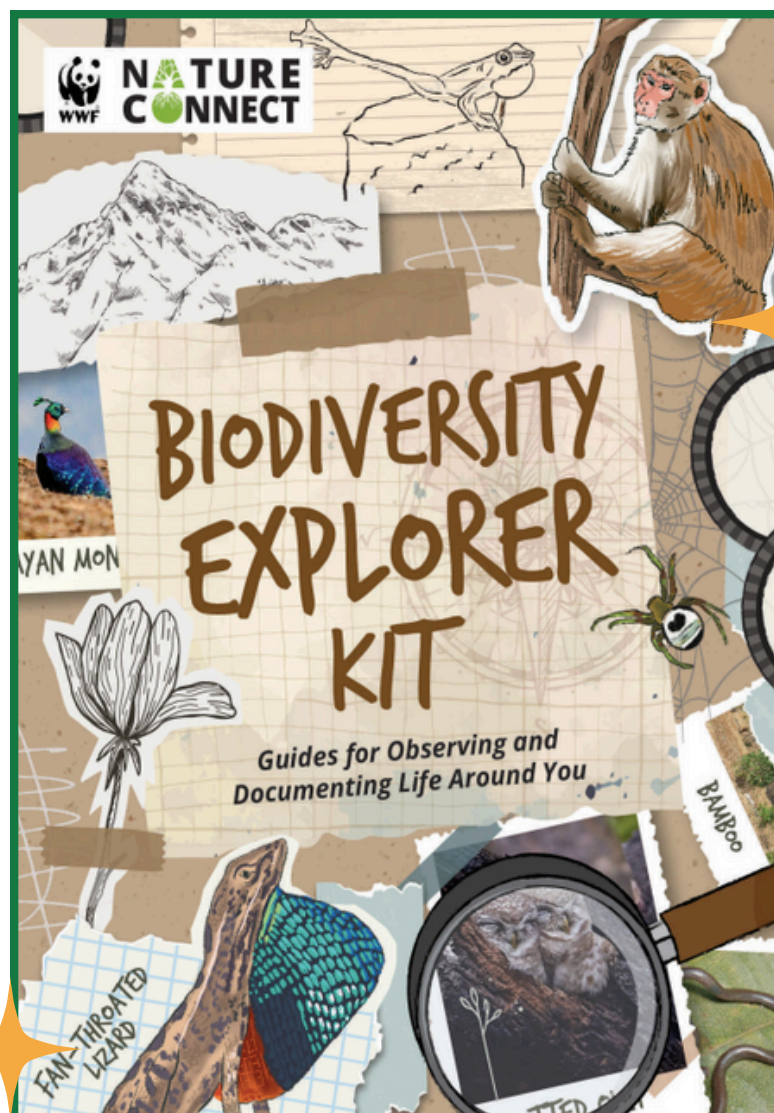
From **10th July to 5th September**, head out as a **group** and spot **insects, birds, and trees**. Take **photos or record sounds**. These are your observations. Your school must make **30** such observations.

## HOW TO OBSERVE THE BIODIVERSITY AROUND YOU

The **WWF Biodiversity Explorer Kit** has tips to help you explore and observe nature better.

Visit the link to view or download it and share it with all students heading out.

<https://academy.wwfindia.org/wp-content/uploads/pdf/Biodiversity-Explorer-Kit.pdf>



# STEP-BY-STEP: WHAT YOU NEED TO DO

## STEP 5

## UPLOAD YOUR 30 OBSERVATIONS TO INATURALIST

Upload all observations using your school's iNaturalist account.

### Need Help?



- Here's how to upload an observation on the website.

<https://help.inaturalist.org/en/support/solutions/articles/151000170784-how-to-make-an-observation-with-the-inaturalist-website-video-tutorial>



- Here's how to make an observation using the mobile app.

<https://help.inaturalist.org/en/support/solutions/articles/151000170777-how-to-make-an-observation-with-the-inaturalist-mobile-app-video-tutorial>



Before you upload, **keep a few things in mind to make sure your observations are valid:**





Photograph wild insects, birds, and trees; and not pet birds in captivity, zoo animals, or garden plants.



Make sure your subject fills the frame. Zoom in, focus properly, and try not to blur the shot.



Take multiple photos of each organism (like leaves, flowers, or different angles) and upload them together as one observation.



Upload observations with location, date, and time. Original photos often automatically capture this data, which you can see when you upload.



## TIPS FOR A SMOOTH AND SUCCESSFUL BIOBLITZ

- Use your phone's regular camera. Upload to iNaturalist via your gallery later, with stable internet connection.
- Go out as a group. Students can bring their own devices to take photos. If devices aren't available, students can simply observe and point out wildlife for teachers to photograph.
- Students can send their photos to teachers for uploading, or teachers can share the iNaturalist login with students.
- Observe only wild species. Mark anything planted or kept by people as "Captive/Cultivated" on iNaturalist.
- Observe from a safe distance, don't touch wildlife.
- Digital cameras are excellent too. Transfer photos to your laptop later and upload via the website.
- Students can take field notes, sketches, or write reflections to share with us.
- Save phone space. Delete photos from your gallery after uploading to iNaturalist.
- Carry water bottles, bring snacks, and take breaks.
- Wear caps, apply mosquito repellent, and avoid bright colors or strong scents.



## FREQUENTLY ASKED QUESTIONS

**Will our quiz score be affected if we skip the Bioblitz?**

*No. It's optional. Not doing it won't affect your quiz score.*

**What grade students can participate?**

*Students from grades 6-9 can take part.*

**Do we have to do the activity in one day?**

*No. You can spread it out anytime between 10th July and 5th September 2025.*

**Do observations have to be made on campus?**

*No. You can go to a park, garden, or any nearby green space.*

**What if our school can't go out together as a group?**

*If absolutely unavoidable, students can make their observations on their own time and send them in.*

**Can students use their own iNat accounts?**

*No. Only the school's account must be used.*

**Is there a limit to how many students log into the school account?**

*No limit! You may share the login with students if needed.*

**Is it necessary to fill the Google Form for the Bioblitz?**

*Yes. We need it to collect your iNaturalist ID, and add you to the project.*





# ADDITIONAL RESOURCES

## iNaturalist Educator's Guide

<https://help.inaturalist.org/en/support/solutions/articles/151000170805-inaturalist-educator-s-guide#Be-Sure-to-Make-Useful-Observations>

## Learn More About Citizen Science

<https://education.nationalgeographic.org/resource/citizen-science-article/>

## Tutorials by iNaturalist

[https://youtube.com/playlist?list=PLduYc6-ie4l2E0W\\_ng9o3ODv\\_kn6aw0V&feature=shared](https://youtube.com/playlist?list=PLduYc6-ie4l2E0W_ng9o3ODv_kn6aw0V&feature=shared)



# NATURE IS CALLING...ARE YOU READY TO ANSWER?

For any queries, please contact your designated WWF-India Education Officer (state or city level), or your school's Point of Contact from WWF-India. You can also write to us at [wildwisdom@wwfindia.net](mailto:wildwisdom@wwfindia.net).