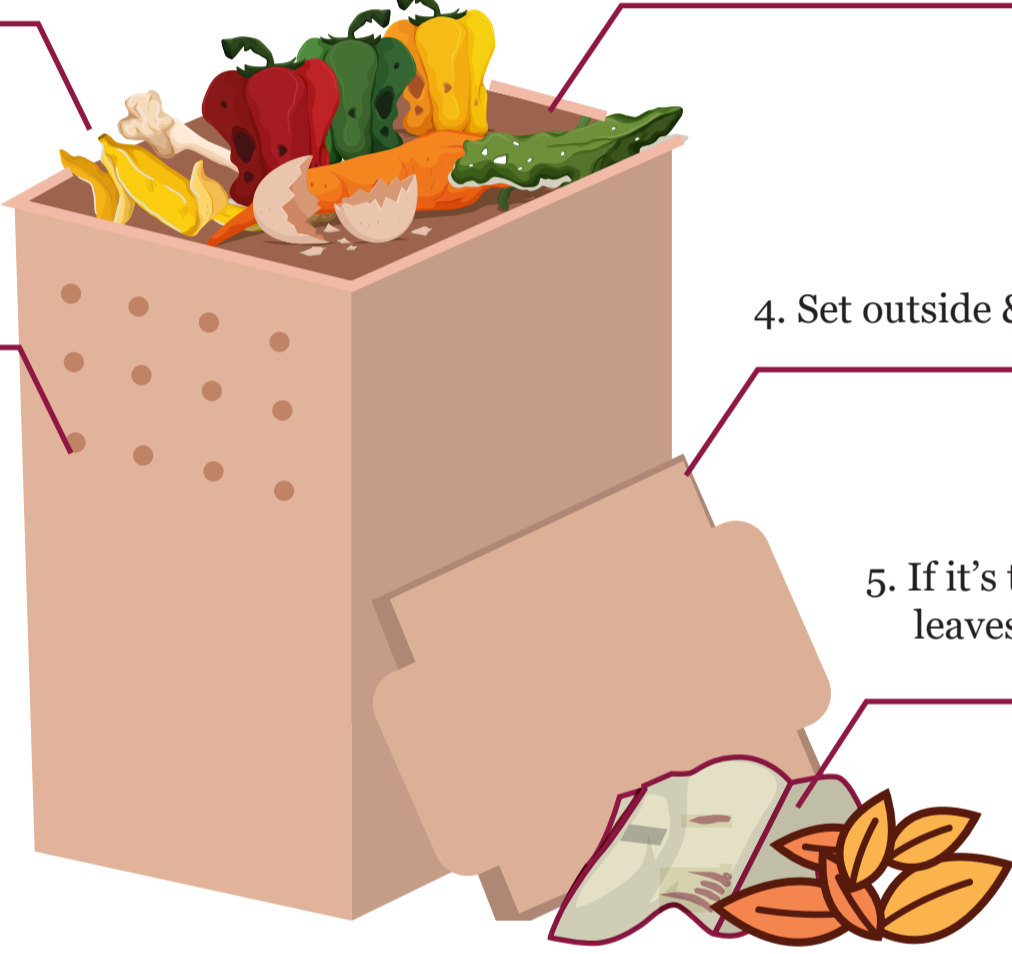




## ACTIVITY - 3 Magic in Backyard

**Make a compost pit at home with the instructions below:**

1. Choose a plastic bin that's at least 18 gallons with a lid.
  2. Drill holes 1-2 inches apart
  3. Fill with normal compost.
  4. Set outside & aerate or shake daily.
  5. If it's too wet add dry leaves, newspaper or sawdust.
- 

### Points to remember:

1. For odourless composting at home, do not let it get too wet. You can add newspaper, sawdust or dry leaves if it gets too wet.
2. Do not be scared of the maggots, they help in composting.
3. It's important to let air pass through it. The container should have holes all around. Turn the compost with a stick or rake once a week.

## WHAT GOES IN THE BIN



Food scraps, tea leaves,

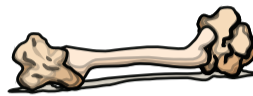


Flowers, Twigs

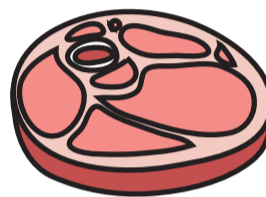


Dry leaves

## WHAT STAYS OUT OF THE BIN



Bones,



Meats, animal waste



Diseased plants and any other dry waste

